




LUXERA
SURFACE
CRAFTING THE ERA OF LUXURY

FULLBODY

- T I L E S -



COBBLE SERIES

Sculpt your space to showcase bespoke living

600x1200mm | Thickness 9mm

FULLBODY
- T I L E S -



About Us



We as a leader in Full Body Tiles, offers high-quality, versatile solutions with a focus on innovation, design, and customer satisfaction. With advanced technology and a commitment to quality, we provides a wide range of tiles for residential and commercial use.

SIMPLY

BREATHTAKING BEAUTY



600x1200mm
Matt Finish




Our design offer a stunning foundation for any modern space. Their soft, non-reflective surface adds a layer of subtle elegance, making them perfect for creating a calming, sophisticated atmosphere.

COBBLE
COLLECTION



One of favorite collections for adding texture and timeless charm, the Cobble Collection combines natural elegance with modern sophistication. Its unique patterns and earthy tones create warmth and depth, perfect for both indoor and outdoor spaces.

Elevate your spaces with our
innovative surface design



Reimagine your spaces with our
groundbreaking design

DIGITAL
FULLBODY
TILES



Discover the endless
possibilities with new
designs

DIGITAL
FULLBODY
TILES

**Perfect for creating warm,
inviting outdoor retreats.**

Its earthy tones and textured patterns create a warm, inviting atmosphere, perfect for transforming any outdoor area into a cozy retreat.



GROUNDBREAKING INNOVATION

Our collection offer exceptional durability with high resistance to abrasion, stains, impacts, and fire. Ideal for residential, commercial, and high-traffic areas like hospitals, airports, and gyms etc..

Advantages



High Abrasion Resistance



Chemical and stain Resistance



Impact Resistance



Hygienic Surface



Fire Resistance



Frost Resistance



Low Water Absorption



Dimensional Stability



Thermal Shock Resistance

Application



Residential



Commercial Building



Hotel, Café & Restaurant



Hospital




Airport



Gymnasium



COBBLE AVORIO



COBBLE CHIARO



COBBLE CONCREAE



COBBLE LARIC




COBBLE NERO

INDEX →

the perfect choice for creating warm, inviting outdoor retreats
that blend natural beauty with modern sophistication.

COBBLE AVORIO

Random. 8



COBBLE
COLLECTION

600x
1200mm

Matt
Surface




PREVIEW OF: COBBLE AVORIO

ENDURING OUTDOOR CHARM

Captures the essence
of creating lasting,
inviting spaces

COBBLE CHIARO

Random. 8



COBBLE
COLLECTION

600x
1200mm

Matt
Surface




PREVIEW OF: COBBLE CHIARO

TIMELESS INDOOR ELEGANCE

The perfect balance of
style and comfort for your
living spaces

COBBLE CONCREAE

Random. 8



COBBLE
COLLECTION

600x
1200mm

Matt
Surface




PREVIEW OF: COBBLE CONCREAE

SERENE BATH SANCTUARY

brings a sense of calm and
luxury to your bathroom

COBBLE LARIC

Random. 8



COBBLE
COLLECTION

600x
1200mm

Matt
Surface




A TRANQUIL HAVEN

Elevate your outdoor pool area with stunning designs

PREVIEW OF: COBBLE LARIC

COBBLE NERO

Random. 8



COBBLE
COLLECTION

600x
1200mm

Matt
Surface



**WHERE EVERY
WELCOME
SHINES**

creating a refreshing and
luxurious outdoor retreat

PREVIEW OF: COBBLE NERO

Technical Specification

CHARACTERISTIC	TEST METHOD	STANDARD AS PER ISO13006:2018/ EN14411 Gr.Bla	STANDARD AS PER IS15622:2017 Gr.Bla	MEAN VALUE OF
Regulatory Properties				
Deviation in length and width	ISO 10545-2 & IS 13630-1	± 0.30 % (±1.00mm)	± 0.10 %	± 0.10 %
Deviation in thickness	ISO 10545-2 & IS 13630-1	± 5.00 % (±0.50mm)	± 5.00 %	± 4.00 %
Straightness in side	ISO 10545-2 & IS 13630-1	± 0.30 % (±0.80mm)	± 0.10 %	± 0.10 %
Rectangularity	ISO 10545-2 & IS 13630-1	± 0.30 % (±1.50mm)	± 0.10%	± 0.10 %
Surface flatness central curvature	ISO 10545-2 & IS 13630-1	± 0.40 % (±1.80mm)	± 0.50 %	± 0.20 %
Surface flatness edge curvature	ISO 10545-2 & IS 13630-1	± 0.40 % (±1.80mm)	± 0.50 %	± 0.20 %
Surface flatness warpage	ISO 10545-2 & IS 13630-1	± 0.40 % (±1.80mm)	± 0.50 %	± 0.10 %
Surface quality	ISO 10545-2 & IS 13630-1	> 95% defects free	> 95% defects free	> 95% defects free
Glossiness	Glossmeter 60°	as per mfg.	as per mfg.	> 90**
Structural Properties				
Water absorption	ISO 10545-3 & IS 13630-2	≤ 0.50 %	≤ 0.080 %	≤ 0.060 %
Bulk density	DIN51082 & IS 13630-2	as per mfg.	Min. 2.20 g/cc	> 2.28 gm/cc
Massive Mechanical Properties				
Modulus of rupture	ISO 10545-4 & IS 13630-6	Min. 35.0 N/mm ²	Min. 35.0 N/mm ²	Min. 40.0 N/mm ²
Breaking strength thickness	ISO 10545-4 & IS 13630-6	Min. 700.0 N	Min. 700.0 N	Min. 1000.0 N
Surface Mechanical Properties				
MOH'S hardness	BS EN 15771:2010	as per mfg.	Min. 5	Min. 4
Deep abrasion resistance	ISO 10545-6 & IS 13630-12	Max. 175mm ³	Max. 140mm ³	Max. 132mm ³
Thermal Hydrometric Properties				
Moisture expansion	ISO 10545-10 & IS 13630-3	Max. 0.06%(0.6mm/m)	Max. 0.02mm/m	Max. 0.02mm/m
Thermal expansion(COE) at 100°C	ISO 10545-8 & IS 13630-4	as per mfg.	Max. 6.0 x 10 ⁻⁶	Max. 6.0 x 10 ⁻⁶
Thermal shock resistance	ISO 10545-9 & IS 13630-5	Min. 10 Cycle	Min. 10 Cycle	Min. 10 Cycle
Impact resistance(COR)	ISO 10545-5 & IS 13630-14	Min. 0.55	Min. 0.55	Min. 0.55
Frost resistance	ISO 10545-12 & IS 13630-10	as per mfg.	as per mfg.	Frost Proof
Chemical Properties				
Resistance to staining glazed	ISO 10545-14 & IS 13630-8	Min. Class 3	Min. Class 2	Min. Class 4
Resistance to household chemicals & swimming pool salts glazed	ISO 10545-13 & IS 13630-8	Min. Class UB	as per mfg.	Min. Class UB
**Resistance to low concentrate acid and alkalis glazed	ISO 10545-13 & IS 13630-8	as per mfg.	as per mfg.	Min. Class ULB
**Resistance to high concentrate acid and alkalis glazed	ISO 10545-13 & IS 13630-8	as per mfg.	as per mfg.	Min. Class UHB
Safety Properties				
Skid resistance(DCOF-DRY)##	ANSI/NFSI B101.3-2012	as per mfg.	as per mfg.	<0.30
Slip resistance(DCOF)(R value)##	DIN 51130	as per mfg.	as per mfg.	R8 to R12
Fire resistance	N.A.	as per mfg.	N.A.	Fire Proof

* Glossiness 90% with micro nano technology

** Except Hydrofluoric Acid & it's compound

Unglazed tiles Intended for use on floor

As per customer requirement

Min. 4mm Spaces highly recommend

FULLBODY
- T I L E S -

Packing Details

COLLECTION	SIZE	THICKNESS	PIECES / BOX	WEIGHT / BOX (APPROX.)	COVERAGE AREA / BOX
COBBLE	600x1200mm	9mm±0.5%	2 Pieces	28.00kg	15.5 ft ² or 1.44 mtr ²

Disclaimer:

We reserves the right to delete & amend either totally or partially, any of the colors, shapes, sizes, references and other technical specifications contained in this tile kit at anytime. The colors of files shown in this tile kit are purely illustrative to printing process. Please refer actual sample before final selection. The details of sizes, colors and references should be verified for typographical errors.



LUXERA
SURFACE
CRAFTING THE ERA OF LUXURY

+91 89804 88888

luxerasurface@gmail.com

8 A National Highway Near Vishal Furniture Bapa.k.plaza Morbi 2 363642